


Complete brochure
Mobile units



[**Universal**
kitchen unit program]





Be prepared:

The mobile troop from Rieber

Tried and tested thousands of times and available in many versions, the mobile units from Rieber will help you cope with any logistical challenges posed by professional kitchens.

Our product program is split into two product groups. Product group 1 includes the mobile units for serving, transporting, supplying, dispensing, keeping warm, distribution, clearing and disposal. Product group 2 comprises all those mobile units for stacking and dispensing.

Just tell us what your application needs are, the mobile units from Rieber are waiting for you.





Contents

1. Product group 4-5


| | |
|---------------------------|-------|
| Serving cart | 6-9 |
| Rack trolley | 10-13 |
| Breakfast trolley | 14-15 |
| Bain-maries | 16-17 |
| Top shelf light/heat | 17 |
| Delivery cart | 18-20 |
| Clearing cart | 21 |
| Beverage container Thermi | 22-23 |
| Cutlery boxes | 24 |
| Special trolleys | 25-29 |



2. Product group 30-31

| | |
|--------------------------|-------|
| Tubular dispenser | |
| - round | 32-35 |
| - square | 36-37 |
| Exchange dispenser | 38-39 |
| Platform dispenser | |
| - open | 40-41 |
| - closed / refrigerated | 42-43 |
| - circulating air-heated | 44-45 |
| Meal tray dispenser | |
| - circulating air-heated | 44-45 |
| Ultra dispenser | 46-47 |
| Heat bowl | 48 |
| Baskets | 49 |





Serving
Transporting
Supplying
Dispensing
Keeping warm
Distribution
Clearing up
Disposal



Serving cart

Lightweight und heavy duty versions are available.
Pages 6 - 9

• • • • • •



Rack trolley

from serving right up to clearing of meals.
Optionally available with panelling.
Pages 10 - 13

• • • • •



Breakfast trolley

for transportation, distribution, in-house sales.
Suitable for trays or GN containers.
Pages 14 - 15

• • • •



Bain-maries

Available in 3 versions: with one, two
or three welded-in heated wells.
Pages 16 - 17

• • • •



**Top shelf
light/heat**

For fitting above tops and heated wells.
Page 17

• •

Product group 1:

From serving right up to clearing - the all-in-one unit



Serving
Transporting
Supplying
Dispensing
Keeping warm
Distribution
Clearing up
Disposal



Delivery cart
- heated
- refrigerated

For in-house transportation and distribution of food.
1 to 4 GN containers 1/1 can be used.
Pages 18 - 20

• • • • •



Clearing cart

Open and closed versions are available.
Page 21

•



Thermis

Insulated beverage container in stainless steel or plastic.
Suitable for cold and hot drinks.
Pages 22 - 23

• • • •



Cutlery boxes

Sturdy plastic containers with cutlery inserts.
Available as table version or mobile version with castors.
Page 24

• •



**Special trolleys,
Rollis**

Spoon trolley, spice trolley, vegetable washing trolley,
cutlery immersion trolley, material trolley, platform trolley,
multi-purpose rolli, waste rolli, flat trolley
Pages 25 - 29

• •



What would you like? The serving cart

Serving cart in stainless steel, round tubular pushing handle, deep-drawn shelves with raised edges, shelf edge rolled inwards for high stability, safety and hygiene. Sound-deadened, continuous welded seams. Rustproof castors in accordance with DIN 18867, Part 1. Wheel diameter 125 mm.


Well protected:
Corner bumpers



Well equipped:
Rustproof castors



Great shape:
Deep-drawn shelves



Standard serving cart, lightweight version



| Type | Shelf | Total height mm | Height upper shelf mm | Clearance from shelf to shelf mm | Load limit per shelf kg | Max. surface load per shelf kg | Empty weight kg | 2 swivel castors 2 swivel castors with brake | Order no. |
|---|-------|-----------------|-----------------------|----------------------------------|-------------------------|--------------------------------|-----------------|---|-------------|
| Shelves 600 x 400 mm, serving cart, dimensions L x W, 700 x 500 mm incl. deflector rollers | | | | | | | | | |
| SW-640 RL-2A | 2 | 950 | 850 | 585 | 120 | 80 | 11.1 | Deflector rollers | 88 02 44 01 |
| SW-640 RL-3A | 3 | 950 | 850 | 275 | 120 | 80 | 13.2 | Deflector rollers | 88 02 45 01 |
| Shelves 800 x 500 mm, serving cart, dimensions L x W, 900 x 600 mm incl. deflector rollers, 875 x 575 mm incl. corner bumpers | | | | | | | | | |
| SW-850 RL-2A | 2 | 950 | 850 | 585 | 80 | 80 | 15 | Deflector rollers | 88 02 01 01 |
| SW-850 RL-2S | 2 | 950 | 850 | 585 | 120 | 80 | 15 | Corner bumpers | 88 02 01 02 |
| SW-850 RL-2VA | 2 | 950 | 850 | 585 | 120 | 80 | 15 | Galvanised castors | 88 02 01 05 |
| SW-850 RL-3A | 3 | 950 | 850 | 275 | 130 | 80 | 17 | Deflector rollers | 88 02 02 01 |
| SW-850 RL-3S | 3 | 950 | 850 | 275 | 130 | 80 | 17 | Corner bumpers | 88 02 02 02 |
| SW-850 RL-3VA | 3 | 950 | 850 | 275 | 130 | 80 | 17 | Galvanised castors | 88 02 02 05 |
| SW-850 RL-4A | 4 | 1290 | 1190 | 285 | 130 | 80 | 22 | Deflector rollers | 88 02 03 01 |
| SW-850 RL-4S | 4 | 1290 | 1195 | 285 | 130 | 80 | 22 | Corner bumpers | 88 02 03 02 |
| Shelves 900 x 550 mm, serving cart, dimensions L x W, 1000 x 650 mm incl. deflector rollers | | | | | | | | | |
| SW-955 RL-2A | 2 | 950 | 850 | 585 | 120 | 80 | 18 | Deflector rollers | 88 02 40 01 |
| SW-955 RL-3A | 3 | 950 | 850 | 275 | 120 | 80 | 22 | Deflector rollers | 88 02 41 01 |
| SW-955 RL-4A | 4 | 1290 | 1195 | 285 | 120 | 80 | 32 | Deflector rollers | 88 02 42 01 |
| Shelves 1000 x 500 mm, serving cart, dimensions L x W, 1100 x 600 mm incl. deflector rollers, 1075 x 575 mm incl. corner bumpers | | | | | | | | | |
| SW-1050 RL-2A | 2 | 950 | 850 | 588 | 80 | 80 | 14 | Deflector rollers | 88 02 05 01 |
| SW-1050 RL-2S | 2 | 950 | 850 | 588 | 80 | 80 | 14 | Corner bumpers | 88 02 05 02 |
| SW-1050 RL-3A | 3 | 950 | 850 | 275 | 120 | 80 | 19 | Deflector rollers | 88 02 06 01 |
| SW-1050 RL-3S | 3 | 950 | 850 | 275 | 120 | 80 | 19 | Corner bumpers | 88 02 06 02 |
| SW-1050 RL-4A | 4 | 1290 | 1190 | 285 | 130 | 80 | 25 | Deflector rollers | 88 02 07 01 |
| SW-1050 RL-4S | 4 | 1290 | 1190 | 285 | 130 | 80 | 25 | Corner bumpers | 88 02 07 02 |
| Shelves 1000 x 600 mm, serving cart, dimensions L x W, 1100 x 700 mm incl. deflector rollers, 1075 x 675 mm incl. corner bumpers | | | | | | | | | |
| SW-1060 RL-2A | 2 | 950 | 850 | 585 | 100 | 80 | 16 | Deflector rollers | 88 02 09 01 |
| SW-1060 RL-2S | 2 | 950 | 850 | 585 | 100 | 80 | 16 | Corner bumpers | 88 02 09 02 |
| SW-1060 RL-3A | 3 | 950 | 850 | 275 | 150 | 80 | 22 | Deflector rollers | 88 02 10 01 |
| SW-1060 RL-3S | 3 | 950 | 850 | 275 | 150 | 80 | 22 | Corner bumpers | 88 02 10 02 |
| SW-1060 RL-4A | 4 | 1290 | 1190 | 285 | 160 | 80 | 28 | Deflector rollers | 88 02 11 01 |
| SW-1060 RL-4S | 4 | 1290 | 1190 | 285 | 160 | 80 | 28 | Corner bumpers | 88 02 11 02 |

Standard serving cart, heavy duty version

Serving cart in stainless steel, round tubular driving frame with welded cross-members for caster fixture. Deep-drawn shelves with raised edges, sound-deadened, welded-in. Rustproof castors in accordance with DIN 18867, Part 1. Wheel diameter 125 mm.



SW-1060 RS-2S

| Type | Shelf | Total height mm | Height upper shelf mm | Clearance from shelf to shelf mm | Load limit per shelf kg | Max. surface load per shelf kg | Empty weight kg | 2 swivel castors with brake | Order no. |
|------|-------|--------------------|-----------------------|----------------------------------|-------------------------|--------------------------------|-----------------|-----------------------------|-----------|
|------|-------|--------------------|-----------------------|----------------------------------|-------------------------|--------------------------------|-----------------|-----------------------------|-----------|

Shelves 1000 x 500 mm, serving cart, dimensions L x W, 1075 x 575 mm incl. corner bumpers

| | | | | | | | | | |
|----------------------|---|------|------|-----|-----|----|----|----------------|--------------------|
| SW-1050 RS-2S | 2 | 1012 | 915 | 585 | 120 | 80 | 17 | Corner bumpers | 88 02 20 02 |
| SW-1050 RS-3S | 3 | 1012 | 915 | 275 | 180 | 80 | 20 | Corner bumpers | 88 02 21 02 |
| SW-1050 RS-4S | 4 | 1340 | 1255 | 285 | 200 | 80 | 25 | Corner bumpers | 88 02 22 02 |

Shelves 1000 x 600 mm, serving cart, dimensions L x W, 1075 x 675 mm incl. corner bumpers

| | | | | | | | | | |
|----------------------|---|------|------|-----|-----|----|----|----------------|--------------------|
| SW-1060 RS-2S | 2 | 1012 | 915 | 585 | 160 | 80 | 20 | Corner bumpers | 88 02 24 02 |
| SW-1060 RS-3S | 3 | 1012 | 915 | 275 | 200 | 80 | 25 | Corner bumpers | 88 02 25 02 |
| SW-1060 RS-4S | 4 | 1340 | 1255 | 285 | 200 | 80 | 30 | Corner bumpers | 88 02 26 02 |

Accessories for serving cart lightweight version und serving cart heavy duty version



Clearing container in stainless steel

deep-drawn, for hooking onto pushing handle of the serving cart

| | |
|------------------|--------------------|
| Dimensions | |
| L x W x H | 345 x 245 x 270 mm |
| Capacity | 21 l |
| Order no. | 88 02 30 01 |

Gallery

in round stainless steel material, welded, per shelf

centre and below

| | |
|------------------|--------------------|
| Shelf size | 600 x 400 mm |
| Order no. | 88 02 30 11 |
| Shelf size | 800 x 500 mm |
| Order no. | 88 02 30 08 |
| Shelf size | 900 x 550 mm |
| Order no. | 88 02 30 13 |
| Shelf size | 1000 x 500 mm |
| Order no. | 88 02 30 09 |
| Shelf size | 1000 x 600 mm |
| Order no. | 88 02 30 10 |

above

| | |
|------------------|--------------------|
| Shelf size | 600 x 400 mm |
| Order no. | 88 02 30 12 |
| Shelf size | 800 x 500 mm |
| Order no. | 88 02 30 02 |
| Shelf size | 900 x 550 mm |
| Order no. | 88 02 30 14 |
| Shelf size | 1000 x 500 mm |
| Order no. | 88 02 30 03 |
| Shelf size | 1000 x 600 mm |
| Order no. | 88 02 30 03 |

Antistatic tyres \varnothing 125 mm

Serving cart „Jumbo“

Serving cart in stainless steel,
round tubular pushing handle,
smooth top with raised edges.
Rustproof castors in acc. with DIN 18867,
Part 8.
Wheel diameter 125 mm.



Sub-frame in square tube material.
2 deep-drawn shelves with raised edges,
welded-in with 4 corner bumpers each.



Sub-frame cupboard closed on 3 sides
with intermediate shelf, adjustable,
4 corner bumpers.

| Type | Dimensions L x W x H mm incl. corner bumpers | Load limit kg | Empty weight kg | Order no. |
|--|---|---------------|-----------------|-------------|
| Top 782 x 593 mm, serving cart „Jumbo“ open, short version, 2 swivel castors, 2 swivel castors with brake | | | | |
| SW-J01 | 926 x 648 x 900 | 200 | 30 | 88 02 28 01 |
| Top 1122 x 593 mm, serving cart „Jumbo“ open, long version, 2 swivel castors, 2 swivel castors with brake | | | | |
| SW-J02 | 1266 x 648 x 900 | 220 | 42 | 88 02 29 01 |
| Top 782 x 593 mm, serving cart „Jumbo“ closed, short version, 2 swivel castors, 2 swivel castors with brake | | | | |
| SW-JG1 | 926 x 648 x 900 | 200 | 40 | 88 02 28 02 |
| Top 1122 x 593 mm, serving cart „Jumbo“ closed, long version, 2 swivel castors, 2 swivel castors with brake | | | | |
| SW-JG2 | 1266 x 648 x 900 | 220 | 48 | 88 02 29 02 |

Accessories for serving cart „Jumbo“

Antistatic tyres 125 mm
Galvanised castors ø 125 mm



Well built: The rack trolley

Rack trolley in stainless steel, bent square tube frame, U-shaped support rails with tilt-protection and welded-in push-through protection on both sides. Rustproof castors in accordance with DIN 18867, Part 8. Wheel diameter 125 mm. Rack trolley with wide support rails only with push-through protection on one side.

*Guiding strength:
Support rails with
tilt protection*

*Making space:
Space-saving version for
Thermotray*

*Optional:
Resopal panelling
on three sides*





RW-A-70-1A / RW-A900-70-1A



RW-70-1A



RW-A-70-2S

| Type | Total height mm | No. of pairs of support rails | Clearance from rail to rail mm | Total weight empty kg | 2 swivel castors 2 swivel castors with brake | Order no. |
|--|--------------------|----------------------------------|-----------------------------------|--------------------------|--|--------------------|
| Rack trolley low version with worktop, without divisions for GN 2/1, 1/1, 2/4, dimensions L x W incl. deflector rollers 648 x 739 mm, incl. corner bumpers 656 x 747 mm | | | | | | |
| RW-A-70-1A | 845 | 8 | 73 | 20 | Deflector rollers | 88 04 01 05 |
| RW-A-70-1S | 845 | 8 | 73 | 20 | Corner bumpers | 88 04 01 06 |
| RW-A900-70-1A | 900 | 8 | 73 | 20 | Deflector rollers | 88 04 16 03 |

| | | | | | | |
|---|-----|---|----|----|-------------------|--------------------|
| Rack trolley low version without worktop, without divisions for GN 2/1, 1/1, 2/4, dimensions L x W incl. deflector rollers 648 x 739 mm, incl. corner bumpers 656 x 747 mm | | | | | | |
| RW-70-1A | 845 | 7 | 73 | 16 | Deflector rollers | 88 04 02 01 |
| RW-70-1S | 845 | 7 | 73 | 16 | Corner bumpers | 88 04 02 02 |

| | | | | | | |
|---|-----|-------|----|----|-------------------|--------------------|
| Rack trolley low version with worktop, 2 divisions for GN 1/1, 2/3, 1/3, 2/8, dimensions L x W incl. deflector rollers 805 x 619 mm, incl. corner bumpers 813 x 627 mm | | | | | | |
| RW-A-70-2A | 845 | 2 x 8 | 73 | 22 | Deflector rollers | 88 04 03 05 |
| RW-A-70-2S | 845 | 2 x 8 | 73 | 22 | Corner bumpers | 88 04 03 06 |



RW-180-1S



Insulated lid



Dust protection lid

| Type | Total height mm | No. of pairs of support rails | Clearance from rail to rail mm | Total weight empty kg | 2 swivel castors 2 swivel castors with brake | Order no. |
|---|--------------------|----------------------------------|-----------------------------------|--------------------------|--|--------------------|
| Rack trolley high version, without divisions, for GN 2/1, 1/1, 2/4, dimensions L x W incl. deflector rollers 648 x 739 mm, incl. corner bumpers 656 x 747 mm | | | | | | |
| RW-180-1A | 1641 | 18 | 73 | 25 | Deflector rollers | 88 04 05 01 |
| RW-180-1S | 1641 | 18 | 73 | 25 | Corner bumpers | 88 04 05 02 |

Accessories for RW-180-1A and RW-180-1S

| | | |
|--|---|---|
| Resopal panelling On 3 sides (in colour of choice) | Closed base in stainless steel Order no. 58 04 12 03 | Insulation lid with fleece insulation for cold/heat distribution Order no. 88 04 15 02 |
| Stainless steel panelling on 3 sides | Dust protection lid without insulation Order no. 88 04 15 03 | |

Accessories for all rack trolleys on this page

| | |
|----------------------------------|------------------------------------|
| Antistatic tyres ø 125 mm | Galvanised castors ø 125 mm |
|----------------------------------|------------------------------------|



RW-180-1BA-S

| Type | Total height mm | No. of pairs of support rails | Clearance from rail to rail mm | Total weight empty kg | 2 swivel castors 2 swivel castors with brake | Order no. |
|---|--------------------|----------------------------------|-----------------------------------|--------------------------|--|--------------------|
| Rack trolley high version, without divisions, with extra-wide support rails, with push-through protection on one side, only suitable for trays. Dimensions L x W incl. deflector rollers 648 x 739 mm, incl. corner bumpers 656 x 747 mm | | | | | | |
| RW-180-1BA-A | 1641 | 12 | 110 | 26 | Deflector rollers | 88 04 12 02 |
| RW-180-1BA-S | 1641 | 12 | 110 | 26 | Corner bumpers | 88 04 12 04 |

Accessories

Resopal panelling

On 3 sides (in colour of choice)

In stainless steel panelling on 3 sides

Push-through protection on both sides

Antistatic tyres ø 125 mm

Galvanised castors ø 125 mm



RW-SV1/1-12-S



RW-SV1/1-2 x 12-S

| Type | Total height mm | No. of pairs of support rails | Clearance from rail to rail mm | Total weight empty kg | 2 swivel castors 2 swivel castors with brake | Order no. |
|---|--------------------|----------------------------------|-----------------------------------|--------------------------|--|--------------------|
| Rack trolley high version, without divisions, with extra-wide support rails, with push-through protection on one side, for Euronorm trays 530 x 370 mm, dimensions L x W incl. corner bumpers 499 x 627 mm | | | | | | |
| RW-SV1/1-12-S | 1641 | 12 | 110 | 22 | Corner bumpers | 88 04 14 01 |
| Rack trolley high version, 2 divisions, with extra-wide support rails, with push-through protection on one side, for Euronorm trays 530 x 370 mm, dimensions L x W incl. corner bumpers 905 x 627 mm | | | | | | |
| RW-SV1/1-2 x 12-S | 1641 | 2 x 12 | 110 | 39 | Corner bumpers | 88 04 14 02 |

Accessories for rack trolley type RW-SV1/1-12-S, RW-SV1/1-2 x 12-S

Resopal panelling

On 3 sides (in colour of choice)

Stainless steel panelling on 3 sides

Push-through protection on both sides

Antistatic tyres ø 125 mm

Galvanised castors ø 125 mm




RW-180-1R-A



RW-180-2R-A



RW-180-1/1-A



RW-180-2S

| Type | Total height mm | No. of pairs of support rails | Clearance from rail to rail mm | Total weight empty kg | 2 swivel castors 2 swivel castors with brake | Order No. |
|---|--------------------|----------------------------------|-----------------------------------|--------------------------|--|-----------------|
| Rack trolley high version, without divisions, space-saving model, for GN 2/1, 1/1, 2/4, dimensions L x W incl. deflector rollers 646 x 739 mm | | | | | | |
| RW-180-1R-A | 1641 | 18 | 73 | 25 | Deflector rollers | 88041901 |
| Rack trolley high version, 2 divisions, space-saving model, with push-through protection on one side, for Thermotray (Euronorm), dimensions L x W incl. deflector rollers 630 x 907 mm, fold-down tray-stop at front | | | | | | |
| RW-180-2R-A | 1636 | 2 x 12 | 113 | 30 | Deflector rollers | 88041902 |
| Rack trolley high version, without divisions, for GN 1/1, 2/3, 1/3, 1/2, 2/8, dimensions L x W incl. deflector rollers 445 x 619 mm, incl. corner bumpers 453 x 627 mm | | | | | | |
| RW-180-1/1-A | 1641 | 18 | 73 | 15 | Deflector rollers | 88040901 |
| RW-180-1/1-S | 1641 | 18 | 73 | 15 | Corner bumpers | 88040902 |
| Rack trolley high version, 2 divisions for GN 1/1, 1/3, 2/3, 2/8, dimensions L x W incl. deflector rollers 805 x 619 mm, incl. corner bumpers 813 x 627 mm | | | | | | |
| RW-180-2A | 1641 | 2 x 18 | 73 | 29 | Deflector rollers | 88040701 |
| RW-180-2S | 1641 | 2 x 18 | 73 | 29 | Corner bumpers | 88040702 |

Accessories for rack trolley type RW-180-2A/2S

Resopal panelling

On 3 sides (in colour of choice)

Stainless steel panelling on 3 sides



RW-180-1E

| Type | Total height mm | No. of pairs of support rails | Clearance from rail to rail mm | Total weight empty kg | 2 swivel castors 2 swivel castors with brake | Order No. |
|---|--------------------|----------------------------------|-----------------------------------|--------------------------|--|-----------------|
| Rack trolley high version, without divisions, for GN 2/1, 1/1, 2/4, for driving into Rieber high refrigerator, dimensions L x W 588 x 679 mm | | | | | | |
| RW-180-1E | 1641 | 18 | 73 | 25 | • | 88040601 |

Accessories for all rack trolleys on this page

Antistatic tyres ø 125 mm

Galvanised castors ø 125 mm




For a perfect service: The breakfast trolley

For in-house transportation, distribution/sale of breakfasts, trolley in stainless steel. Smooth cover, with pushing handle on the right, U-shaped support rails with tilt-protection and push-through protection on one side, clearance 110 mm, for GN containers 1/1, 1/2. Optionally available with frame drawer with GN containers 1/1 100 mm. Fully extendable drawer, can be locked. 4 corner bumpers, 2 swivel castors, 2 swivel castors with brake. Rustproof castors in accordance with DIN 18867, Part 8. Wheel diameter 125 mm.

*Better safe than sorry:
3-sided gallery*

*Works great:
Fold-down surface left
(optional)*

*Lockable:
Frame drawer for
GN containers 1/1 100 mm*





| Type | Dimensions L x B x H mm | Empty weight kg | Cover dimen- sions mm | No. of pairs of support rails | No. of drawers | Storage capacity | Load capacity kg | Order No. |
|------------------------------------|----------------------------|--------------------|--------------------------|----------------------------------|-------------------|--|---------------------|--------------------|
| FSW-2-0SL, 2-part | 866 x 627 x 1080 | 28 | 774 x 611 | 2 x 7 | – | 14 GN trays or 14 GN containers 1/1 40 mm | 120 | 88 04 21 01 |
| FSW-2-1SL, 2-part | 866 x 627 x 1080 | 30 | 774 x 611 | 1 x 7, 1 x 6 | 1 | 12 GN trays or 13 GN containers 1/1 40 mm | 120 | 88 04 21 02 |
| FSW-2-2SL, 2-part | 866 x 627 x 1080 | 32 | 774 x 611 | 2 x 6 | 2 | 10 GN trays or 12 GN containers 1/1 40 mm | 120 | 88 04 21 03 |
| FSW-3-0SL, 3-part | 1228 x 627 x 1080 | 38 | 1136 x 611 | 3 x 7 | – | 21 GN trays or 21 GN containers 1/1 40 mm | 120 | 88 04 21 04 |
| FSW-3-1SL, 3-part | 1228 x 627 x 1080 | 40 | 1136 x 611 | 1x7, 1x7, 1x6 | 1 | 19 GN trays or 19 GN containers 1/1 40 mm | 120 | 88 04 21 05 |
| FSW-3-2SL, 3-part | 1228 x 627 x 1080 | 42 | 1136 x 611 | 1x7, 1x6, 1x6 | 2 | 17 GN trays or 19 GN containers 1/1 40 mm | 120 | 88 04 21 06 |
| FSW-3-3SL, 3-part | 1228 x 627 x 1080 | 44 | 1136 x 611 | 3 x 6 | 3 | 15 GN trays or 18 GN containers 1/1 40 mm | 120 | 88 04 21 07 |

Accessories

3-sided gallery in round stainless steel material for breakfast trolley 2-part

Order no. 88 04 15 06

For breakfast trolley 3-part

Order no. 88 04 15 07

Resopal panelling on 3 sides

19 mm chipboard, in colour of choice

Order no. 18 15 99 01

Fold-down surface

300 x 500 mm on the left face side, assembled at 900 mm height, in stainless steel

Order no. 58 04 04 01

Antistatic tyres ø 125 mm

Galvanised castors ø 125 mm

Clearing container

hooked on, 21 litres, 345 x 245 x 270 mm

Order no. 88 04 15 08

Thermi, trays, GN containers are accessories.



Setting the table: The table-top bain-maries

Table-top bain-marie in stainless steel. Top with welded-in heated wells, electrically heated. ON/OFF switch, one thermostat for each well for regulation from +30 °C to +110 °C. For GN containers 1/1 200 mm max. 1 drainage cock per well. All-round cladding, switch panel. Fixed cable connection, 2 metres. Splash-water protection. Rated voltage 1N AC 230V 50 Hz.

*At a glance:
Ergonomically shaped
switch panel*

*Water outlets:
Drainage cock on
operating side*

*Turned-up edge:
Condensation runs back*





BM 115 1/1 B



BM 115 2/1 B



BM 115 3/1 B

| Type | BM 115 1/1 B | BM 115 2/1 B | BM 115 3/1 B |
|---------------------|--------------------|--------------------|--------------------|
| Dimensions mm | 360 x 614 x 290 | 735 x 614 x 290 | 1122 x 614 x 290 |
| Empty weight kg | 10.5 | 17 | 24 |
| Connected load Watt | 760 | 1520 | 2280 |
| with drainage cock | • | • | • |
| Order No. | 87 03 02 01 | 87 03 02 02 | 87 03 02 03 |

Accessories

Basket strainer in stainless steel

for placement over drain

Order no. 57 01 03 01

Top shelf, with light, with heat

Top shelf light/heat in stainless steel for placement over worktops, heated wells, shelf width 228 mm, guest side with germ-protection which can be adjusted in four ways, „VSG“ glass 8 mm. ON/OFF switch, ready-for-connection. Rated voltage 1N AC 230 V 50 Hz.



| Type | RO-ABWL-2 | RO-ABWL-3 | RO-ABWL-4 |
|----------------------------|--------------------|--------------------|--------------------|
| Dimensions mm L x W x H | 781 x 580 x 400 | 1117 x 580 x 400 | 1434 x 580 x 400 |
| Serving height variable mm | 150 – 330 | 150 – 330 | 150 – 330 |
| Connected load Watt | 765 | 1130 | 1530 |
| No. light/heat lamps | 1 x 765 | 1 x 765 | 2 x 765 |
| Watt | | 1 x 365 | |
| Order no. | 77 17 01 50 | 77 17 02 50 | 77 17 03 50 |



For one to four Gastronorm containers 1/1: The delivery cart

Stainless steel delivery cart for in-house transportation and distribution of food.

Available in two versions: heated or refrigerated. A small serving station can be created using the top shelf light/heat and a fold-down shelf accessories on the face or longitudinal side.

*Please help yourself:
Ergonomically shaped
switch panel*

*All-round protection:
Plastic bumper
on all corners*

*Turned up edge:
Condensation runs back*





ZUB 1



ZUB 2 / ZUB 2-GL



ZUB 3 / ZUB 3-GL



ZUB 4

Delivery cart heated

Top plate turned down on all sides, deep-drawn heated wells, welded-in.

Well size for Gastronorm containers GN 1/1. With drainage cock. Cladded and insulated on all sides. Switch elements, impact protected. Spiral cable 2.5 m, blind socket.

ON/OFF rocker switch. Thermostat, stepless regulation between +30 °C and +110 °C.

safety pushing handle. Welded-in stainless steel shelf with raised edges. 4 corner bumpers.

Rustproof castors in accordance with DIN 18867, Part 8. Wheel diameter 125 mm.

2 swivel castors, 2 swivel castors with brake. GS/VDE approved, splash-water protected.

Rated voltage 1N AC 230 V 50 Hz.

| Type | ZUB 1 | ZUB 2 | ZUB 2-GL | ZUB 3 | ZUB 3-GL | ZUB 4 |
|------------------|----------------------|----------------------|----------------------|----------------------|----------------------|----------------------|
| Dimensions | | | | | | |
| L x W x H mm | 758 x 475 x 900 | 858 x 675 x 900 | 816 x 717 x 900 | 1227 x 675 x 900 | 1185 x 717 x 900 | 1562 x 675 x 900 |
| Empty weight kg | 22 | 33 | 33 | 44 | 44 | 55 |
| Storage capacity | 1 x GN 1/1 200 mm | 2 x GN 1/1 200 mm | 2 x GN 1/1 200 mm | 3 x GN 1/1 200 mm | 3 x GN 1/1 200 mm | 4 x GN 1/1 200 mm |
| Electrical | | | | | | |
| connected load | 0.765 kW | 1.530 kW | 1.530 kW | 2.295 kW | 2.295 kW | 3.060 kW |
| Handle position | on face side | on face side | on longitudinal side | on face side | on longitudinal side | on face side |
| Order no. | 88 16 01 01 | 88 16 02 01 | 88 16 02 03 | 88 16 03 01 | 88 16 03 03 | 88 16 04 01 |

Accessories

Antistatic tyres ø 125 mm

Galvanised castors ø 125 mm

Hinged shelf for face side, can be folded down

Order no. 58 16 17 01

Hinged shelf for longitudinal side, can be folded down for ZUB 2

Order no. 58 16 17 02

Hinged shelf for longitudinal side, can be folded down for ZUB 3

Order no. 58 16 17 03

Hinged shelf for longitudinal side, can be folded down, for ZUB 4

Order no. 58 16 17 04

Basket strainer in stainless steel

for placement over drain

Order no. 57 01 03 01

Hinged surface for ladles,

Dimensions 315 x 200 mm

Order no. 58 16 24 01



Hinged shelf on face side



Hinged shelf on longitudinal side

Delivery cart, refrigerated

Top plate turned down on all sides, deep-drawn refrigerated well, size 2 x 1/1 or 3 x 1/1 GN, welded-in. With drainage cock. Cladded and insulated. Switch elements, impact protected. Spiral cable 2.5 m, blind socket. Refrigeration range +8 °C to +15 °C. Safety pushing handle. Welded-in stainless steel shelf. Refrigeration unit in a case installed under the well. 4 corner bumpers. Rustproof castors in accordance with DIN 18867, Part 8. Wheel diameter 125 mm. 2 swivel castors, 2 swivel castors with brake. Rated voltage 1N AC 230 V 50 Hz. Refrigeration output 230 Watt at VT -10 °C. Refrigerant R 134a.



ZUB 3-K

| Type | ZUB 2-K | ZUB 3-K |
|---------------------------|--------------------|--------------------|
| Dimensions L x W x H | 860 x 663 x 900 | 1195 x 663 x 900 |
| Empty weight kg | 55 | 65 |
| Storage capacity | 2 x GN 1/1 200 mm | 3 x GN 1/1 200 mm |
| Electrical connected load | 0.255 kW | 0.255 kW |
| Handle position | on face side | on face side |
| Order no. | 88 16 08 01 | 88 16 08 02 |

Accessories

Antistatic tyres ø 125 mm

Galvanised castors ø 125 mm

Delivery cart top shelf

Top shelf in stainless steel for delivery cart, guest side with germ-protection which can be adjusted in four ways, „VSG“ glass 8 mm. ON/OFF switch.



Top shelf for ZUB 3

Version light bridge, ready-for-connection, switch on shelf, rated voltage 1 N AC 230 V 50 Hz

| Type | for ZUB 2 | for ZUB 3 | for ZUB 4 |
|----------------------|--------------------|--------------------|--------------------|
| Dimensions L x W x H | 740 x 580 x 400 | 1117 x 580 x 400 | 1434 x 580 x 400 |
| Serving height mm | 153 | 153 | 153 |
| Connected load Watt | 15 | 18 | 30 |
| Order no. | 88 13 20 45 | 88 13 20 47 | 88 16 10 01 |

Version light bridge, ready-for-connection, switch on shelf, rated voltage 1 N AC 230 V 50 Hz

| Type | for ZUB 2 | for ZUB 3 | for ZUB 4 |
|-------------------------|--------------------|--------------------|--------------------|
| Dimensions L x W x H mm | 740 x 580 x 400 | 1117 x 580 x 400 | 1434 x 580 x 400 |
| Serving height mm | 153 | 153 | 153 |
| Connected load Watt | 365 | 1130 | 1530 |
| Order no. | 88 13 20 46 | 88 13 20 48 | 88 16 10 02 |

Clearing cart, open

Clearing cart in stainless steel, round tubular pushing handle, welded-in frame for wells and profiled shelf with high edge. A large well 750 x 560 x 100 mm, two 21 litre clearing containers, incl. 4 corner bumpers. Rustproof castors in acc. with DIN 18867, Part 8. Wheel diameter 125 mm.



Clearing cart open, 2 swivel castors, 2 swivel castors with brake

| Type | External dimensions L x W x H mm | Height clearance betw. lower shelf and well mm | Height clearance betw. lower shelf and clearing mm | Total load kg | Empty weight kg | Order no. |
|-------|-------------------------------------|---|--|------------------|--------------------|-----------|
| ARW-0 | 1328 x 718 x 1010 | 600 | 450 | 190 | 36 | 88030101 |

Accessories

Antistatic tyres ø 125 mm

Galvanised castors ø 125 mm

Clearing cart, closed

Clearing cart in stainless steel, round tubular pushing handle, cupboard and top closed on 3 sides, edged with well on top, removable. Work surface with two 21 litre suspended clearing containers. On the left inside sub-structure, compartment for insertion of 4 crockery baskets 500 x 500 mm; on the right, space for containers etc. - these are not included in the delivery. 4 corner bumpers. Rustproof castors in acc. with DIN 18867, Part 8. Wheel diameter 200 mm.



Clearing cart closed, 2 swivel castors, 2 swivel castors with brake

| Type | External dimensions L x W x H mm | Total load kg | Empty weight kg | Order no. |
|--------|----------------------------------|---------------|-----------------|-----------|
| ARW-GS | 1320 x 720 x 1325 | 200 | 73 | 88030102 |

Accessories

Crockery basket

in plastic, grey, 500 x 500 mm


Order no. 89 06 04 01

Containers in plastic

grey, 300 x 400 x 340 mm

Order no. 88 22 07 01

Antistatic tyres ø 200 mm



Beverage container „Thermi“ in stainless steel

Beverage container in stainless steel, double-walled, CFC-free insulated.

Lid with 2 tension catches, insulated carrying handle, silicon seal and ventilation plugs.

Interior container deep-drawn, seamlessly welded to outside casing.

Drainage cock with vulcanised tap seal, easy-to-clean, impact-resistant.

For heated version: Connection for electrical cable on reverse side, splash-water protected. Heating thermostat is installed, splash-water protected.



THG-14 / THG-7

| Type | THG-7 | THG-7H | THG-7H12 | THG-14 | THG-14H |
|----------------------------------|--------------------|--------------------|--------------------|--------------------|--------------------|
| Dimensions L x W x H mm | 147 x 426 x 407 | 147 x 426 x 407 | 147 x 426 x 407 | 290 x 426 x 407 | 290 x 426 x 407 |
| Empty weight kg | 5.5 | 5.7 | 5.7 | 7 | 7.3 |
| Litre capacity | 7 | 7 | 7 | 14 | 14 |
| Heating | – | 230 V / 110 W | 12 V socket | – | 230 V / 110 W |
| Electrical connected load | – | 0.1 kW | 0.08 kW | – | 0.1 kW |
| Rated voltage | – | 1N AC 230V 50 Hz | – | – | 1N AC 230V 50 Hz |
| Accessories | – | 1 power cable | 1 power cable | – | 1 power cable |
| Suitable for dishwasher cleaning | • | – | – | • | – |
| Splash-water protection | – | • | • | – | • |
| Order no. | 85 04 01 07 | 85 04 01 09 | 85 04 01 08 | 85 04 01 10 | 85 04 01 11 |

Accessories

Base frame in stainless steel

for THG-7, THG-7H, THG-7H12

Order no. 85 04 03 05



Beverage container „Thermi“ in stainless steel

Beverage container in stainless steel, double-walled CFC-free insulated. Lid with 2 tension catches, insulated carrying handle, silicon seal and ventilation plugs. Interior container deep-drawn, seamlessly welded to outside casing. Drainage cock easy-to-clean, impact-resistant. For heated version: Connection for electrical cable on reverse side, splash-water protected. Heating thermostat is installed, splash-water protected.



| Type | THG-8H | THG-12H | THG-16H | THG-24H |
|---------------------------|--------------------|--------------------|--------------------|--------------------|
| Dimensions L x W x H mm | 219 x 368 x 335 | 219 x 368 x 435 | 219 x 368 x 535 | 219 x 368 x 735 |
| Empty weight kg | 7 | 9 | 11,5 | 14 |
| Litre capacity | 8 | 12 | 16 | 24 |
| Heating | 230 V/110 W | 230 V / 110 W | 230 V/110 W | 230 V/110 W |
| Electrical connected load | 0.1 kW | 0.1 kW | 0.1 kW | 0.1 kW |
| Rated voltage | 1 N AC 230V 50 Hz | 1N AC 230V 50 Hz | 1 N AC 230V 50 Hz | 1 N AC 230V 50 Hz |
| Accessories | power cable 2 m | power cable 2 m | power cable 2 m | power cable 2 m |
| Order no. | 85 04 01 01 | 85 04 01 02 | 85 04 01 03 | 85 04 01 04 |

Accessories

2 carrying handles on the side

(standard for THG-24H)

Base frame in stainless steel

with perforated cup holder and drip tray

Bestell-Nr. 85 04 03 04



Optional on request

without heating, suitable for dishwasher cleaning - no surcharge for all models

Beverage container „Thermi“ in plastic

Beverage container in plastic (physiologically safe), double-walled, CFC-free foam. Interior container deep-drawn in stainless steel. Push-in lid (inside) with seal, ventilation plugs. External lid with grooves for 2 ladles on the inside (ladles not included). Solid handle, 2 tension catches, stainless steel-drainage cock, protection cap. Application temperature range -20 °C to +100 °C. Suitable for dishwasher cleaning up to +90 °C.



| Type | THG-K12 |
|-------------------------|--------------------|
| Dimensions L x W x H mm | 240 x 620 x 430 |
| Empty weight kg | 9 |
| Litre capacity | 12 |
| Order no. | 85 04 02 03 |



BB-GN4-T



BB-GN8-T



BB-GN12-T

Cutlery boxes

Anthracite-coloured plastic containers with 4 cutlery inserts GN 1/4, with transparent, hinged plastic lid which covers half the insert. Storage capacity, 100 pieces of cutlery each.

| Cutlery box | | | | Table model | Wall model |
|------------------|----------------------------|---------------------------|---------------------------------------|-------------------|-------------------|
| Type | Dimensions L x W x H mm | No. of cutlery inserts | Storage capacity Pieces of cutlery | Order no. | Order no. |
| BB-GN4-T | 648 x 288 x 288 | 4 | 400 | 7901 01 01 | |
| BB-GN4-W | 648 x 288 x 288/145 | 4 | 400 | | 7901 03 01 |
| BB-GN8-T | 648 x 476 x 476 | 8 | 800 | 7901 01 02 | |
| BB-GN8-W | 648 x 476 x 476 | 8 | 800 | | 7901 03 02 |
| BB-GN12-T | 648 x 663 x 663 | 12 | 1200 | 7901 01 03 | |

Cutlery boxes, mobile

Stainless steel round tube frame with 2 shelves for storage of trays. Rustproof castors in accordance with DIN 18867, Part 8, 2 swivel castors, 2 with brake. Wheel diameter 125 mm. Optionally available with serviette dispenser for approx. 300 serviettes.



TBW-BB-GN4-S



TBW-BB-GN8-S

| Cutlery and tray trolley | | | | | with serviette dispenser |
|--------------------------|----------------------------|---------------------------|---------------------------------------|-------|--------------------------|
| Type | Dimensions L x W x H mm | No. of cutlery inserts | Storage capacity pieces of cutlery | Trays | Order no. |
| TBW-BB-GN4 | 648 x 428 x 1350 | 4 | 400 | 100 | 7901 02 02 |
| TBW-BB-GN4-S | 648 x 428 x 1350 | 4 | 400 | 100 | 7901 02 01 |
| TBW-BB-GN8 | 648 x 787 x 1350 | 8 | 800 | 200 | 7901 02 04 |
| TBW-BB-GN8-S | 648 x 787 x 1350 | 8 | 800 | 200 | 7901 02 03 |

Accessories

Antistatic tyres Ø 125 mm

Cutlery insert GN 1/4

with transparent, hinged plastic lid which covers half the insert

Order no. **84 18 01 01**

Serviette dispenser in stainless steel

for 300 compact serviettes (not included in delivery), L x W x H 280 x 120 x 150 mm

Order no. **79 01 04 01**

Special trolleys



Multi-purpose rolli with lid

Deep-drawn containers in stainless steel for collection, transportation, storage.
2 carrying handles, with lid.

| Type | MZE-50 | MZE-50R | MZE-50F |
|--------------------------|--------------------|--------------------|--------------------|
| Dimensions ø x height mm | 397 x 492 | 397 x 592 | 397 x 592 |
| Empty weight kg | 6.1 | 8.2 | 8.2 |
| Storage capacity litres | 50 | 50 | 50 |
| Version | | | |
| 4 swivel castors ø 75 mm | – | • | – |
| Low trolley with | | | |
| 4 swivel castors ø 75 mm | – | – | • |
| Order no. | 88 09 02 02 | 88 09 02 01 | 88 09 01 01 |

Accessories

Rustproof castors in stainless steel (not for MZE-50)



Waste rolli with odour-seal lid

Deep-drawn containers in stainless steel for waste. Lid in stainless steel with vulcanised seal.
All-round stand and impact ring.



Flat trolley

In stainless steel. Platform smooth.
Tubular frame. 4 deflector rollers.

| Type | AFE-40 | AFE-40R | AFE-40B | Type | ROH-N |
|--|--------------------|--------------------|--------------------|--|--------------------|
| Dimensions ø x height mm | 342 x 536 | 342 x 556 | 342 x 916 | Dimensions ø x height mm | 450 x 450 x 500 |
| Empty weight kg | 5.5 | 6.3 | 8.4 | Empty weight kg | 7.5 |
| Storage capacity litres | 40 | 40 | 40 | Platform L x W mm clearance | – |
| Version | | | | | |
| 4 swivel castors ø 50 mm | – | • | – | Platform L x W mm outside | 387 x 387 |
| Mobile frame for supporting a waste rolli, with foot pedal for opening and 2 plastic castors ø 80 mm | – | – | • | Platform upper edge mm | 500 |
| Order no. | 88 09 05 03 | 88 09 05 02 | 88 09 05 01 | Total load capacity kg | 150 |
| | | | | 2 swivel castors, 2 swivel castors with brake | Ø 125 mm |
| | | | | Order no. | 88 09 06 01 |

Accessories

Waste bag holder ring **Order no.** 88 09 03 02



Spoon trolley

14 recesses for 8 spoons 80 mm,
6 spoons 40 mm. 2 holders for
ladles. 4 corner bumpers. Rustproof
castors in accordance with DIN 18867, Part 8.



Spice trolley

2 deep-drawn welded trays.
12 spice holders with self-closing,
transparent plastic lids. Below, 8
divisions 120 x 120 mm. 4 corner bumpers.
Rustproof castors in accordance with
DIN 18867, Part 8.



Potato and vegetable washing trolley

Stainless steel bowl, deep-drawn with beaded
edge, lever drain outlet with basket strainer 2".
Suitable for: 2 x GN containers 11194 K.
Wells: 750 x 560 x 230 mm.
Rustproof castors in accordance with
DIN 18867, Part 8.

| Type | LFW-14 | GWW-12 | KGWW-90 |
|--|------------------|-----------------|-----------------|
| Dimensions | | | |
| L x W x H mm | 975 x 575 x 1100 | 765 x 635 x 900 | 800 x 610 x 600 |
| Empty weight kg | 20 | 32 | 16 |
| Litre capacity | - | - | 90 |
| 2 swivel castors, 2 swivel castors with brake | ø 125 mm | ø 125 mm | |
| Order no. | 88200101 | 88210101 | 88050103 |

Accessories

Insert tray for KGWW-90

perforated stainless steel, for dirt collection

Order no. **58051302**

Antistatic tyres per set (for all trolleys)



Potato and vegetable washing trolley

Stainless steel bowl, deep-drawn with beaded edge, lever drain outlet with basket strainer 2". Suitable for: 2 x GN containers 11194 K. Rustproof castors in accordance with DIN 18867, Part 8



Cutlery immersion trolley in stainless steel

With welded well, insulated, with basket strainer and drainage cock 1", heated. Panelling with switch panel, spiral cable 2.5 m, earthed socket and blind socket. ON/OFF switch. Thermostat regulator +30 to +110 °C. Pushing handle. Rustproof castors in accordance with DIN 18867, Part 8.



| Type | KGWW-160 | BTW-90 | BTW-150 |
|--|--------------------|----------------------------|--------------------|
| Dimensions | | | |
| L x W x H mm | 800 x 610 x 580 | 888 x 670 x 580 | 1227 x 675 x 900 |
| Bowl size mm | 750 x 560 x 400 | 639 x 512 x 300 | 970 x 512 x 300 |
| Empty weight kg | 18 | 28 | 44 |
| Litre capacity | 160 | 90 | 150 |
| Total connected load | – | 3 kW | 3 kW |
| Rated voltage | – | 1N AC 230V 50Hz | 1N AC 230V 50Hz |
| 2 swivel castors, 2 swivel castors with brake | – | Deflector rollers ø 125 mm | Corner bumpers |
| Order no. | 88 05 02 03 | 88 26 01 02 | 88 26 01 01 |
| Accessories | | | |
| Insert tray | Insert tray | Insert tray | |
| perforated stainless steel, for dirt collection KGWW-160 | for BTW-90 | for BTW-150 | |
| Order no. | Order no. | Order no. | Order no. |
| 58 05 13 02 | 88 26 10 01 | 88 26 10 02 | |
| Antistatic tyres per set (for all trolleys) | | | |



Material trolley in stainless steel

Deep-drawn with hinged lid,
removable with beaded handle.
Galvanised / chrome castors.



Material trolley in plastic

Seamless, moulded pushing handle,
with removable hinged lid.

Material trolley

with ball cock 1/2".
Galvanised / chrome castors.

| Type | MW-90C | MW-90K | MW-90K-A |
|-----------------------------|--------------------|--------------------|--------------------|
| Dimensions | | | |
| L x W x H mm | 620 x 420 x 605 | 700 x 460 x 670 | 700 x 460 x 670 |
| Empty weight kg | 14 | 13.5 | 14 |
| Litre capacity | 90 | 90 | 90 |
| 2 swivel castors, | | | |
| 2 swivel castors with brake | Bumper ø 75 mm | Bumper ø 75 mm | Bumper ø 75 mm |
| Order no. | 88 06 01 03 | 88 06 03 01 | 88 06 04 01 |

Accessories

Stainless steel castors with bearings (for all trolleys)



Platform trolley for baskets

with pushing handle in stainless steel. 4 corner bumpers. Platform with stopping edge and drainage bore-hole. Rustproof castors in accordance with DIN 18867, Part 8. 2 swivel castors, 2 swivel castors with brake ø 125 mm.

Platform trolley universal

with pushing handle in stainless steel. 4 corner bumpers. Platform with stopping edge and drainage bore-hole. Rustproof castors in accordance with DIN 18867, Part 8. 2 swivel castors, 2 swivel castors with brake ø 125 mm.



Heavy-duty platform trolley

with 1 or 2 pushing handles in stainless steel. Platform with profiles, 4 corner bumpers. Rustproof castors in accordance with DIN 18867, Part 8. 2 fixed castors, 1 swivel caster, 1 swivel caster with brake ø 160 mm.

| Type | PW-K535 | PW-U670 | PW-S1000 | PW-S1200 |
|-----------------------------|--------------------|--------------------|--------------------|--------------------|
| Dimensions | | | 1 pushing handle | 1 pushing handle |
| L x W x H mm | 651 x 651 x 900 | 785 x 651 x 900 | 1065 x 665 x 956 | 1265 x 665 x 956 |
| Empty weight kg | 15 | 17 | 23 | 27 |
| Platform L x W mm clearance | 532 x 532 | 667 x 532 | – | – |
| Platform L x W mm outside | – | – | 1000 x 600 | 1200 x 600 |
| Platform upper edge mm | 220 | 220 | 260 | 260 |
| Load limit kg | 150 | 150 | 350 | 350 |
| Order no. | 88 07 04 02 | 88 07 04 03 | 88 07 03 01 | 88 07 03 02 |

| Type | PW-S1000 | PW-S1200 |
|------------------|--------------------|--------------------|
| Dimensions | 2 pushing handles | 2 pushing handles |
| Empty weight kg | 25 | 29 |
| Order no. | 88 07 03 05 | 88 07 03 06 |

Accessories

Antistatic tyres on request (for all trolleys)



Tubular dispenser

- round
- square

For dispensing of plates (round version),
or several bowls on one level (square version).
Pages 32 - 37



Exchange dispenser

Individual loading possibilities for different crockery sizes using
fixing rods on the platform.
Pages 38 - 39



Platform dispenser

- open
- closed
- circulating air-heated

The large platforms can be freely loaded with crockery.
The open version is suitable for dispensing
trays and cutlery.
The closed version is suitable for porcelain
and bowls in stainless steel.
Pages 40 - 45



Product group 2:
Everything for stacking and dispensing



Ultra dispenser

High-performance stacker for heating heat / ultra bowls or Rieber menu trays.
Pages 46 - 47



Heat bowl

Heat bowl in stainless steel with heat core capable of storing cooking heat. Ideal for use with the ultra dispenser.
Page 48



Baskets

Different versions in plastic, also available in steel wire and stainless steel.
Suitable for platform dispenser.
Page 49





Well rounded-off: The tubular dispenser, round

Tubular dispenser in stainless steel. Load capacity per tube max. 75 kg. Platform safe-guarded against tilting. Dispensing height can be adjusted via springs. Safety pushing handle. 4 corner bumpers. Rustproof castors in accordance with DIN 18867, Part 8. Wheel diameter 125 mm. 2 swivel castors, 2 swivel castors with brake. VDE-approved/GS-approved/splash-water protected.

Version V = with adjustable fixing rods: Required plate ø can be fixed with 3 adjustment rods.

Version H/U = heated: Carcass double-walled, insulated, impact-protected switch elements.

Spiral cable 2.5 m, ON/OFF switch, blind socket, thermostat regulator +30 °C to +110 °C.

Rated voltage 1N AC 230V 50 Hz. H = static heating, U = circulating air heating

Version L = with ventilation slits: For pre-cooling plates etc. in refrigeration or deep-freeze rooms.

Everything close at hand:
Switch elements, spiral cable
and safety pushing handle

Something to build on:
Two tubes for up to
620 mm stacking height

Deep dispensers:
Deep-drawn base
for more stability

Practical:
Detachable tubes for servicing
or cleaning





RRV-H2/RRV-U2

| Type | RRV-H1 | RRH-1 | RRV-H2 | RRH-2 | RRV-U1 | RRU-1 | RRV-U2 | RRU-2 |
|-------------------------|-----------------|-----------------|-----------------|-----------------|-----------------|-----------------|-----------------|-----------------|
| Length mm | 637 | 637 | 980 | 980 | 637 | 637 | 980 | 980 |
| Width mm | 475 | 475 | 475 | 475 | 475 | 475 | 475 | 475 |
| Height mm | 900 | 900 | 900 | 900 | 900 | 900 | 900 | 900 |
| No. of tubes | 1 | 1 | 2 | 2 | 1 | 1 | 2 | 2 |
| Crockery dimensions | | | | | | | | |
| min. ø mm | 190 | 280 | 190 | 280 | 190 | 280 | 190 | 280 |
| Crockery dimensions | | | | | | | | |
| max. ø mm | 280 | 317 | 280 | 317 | 280 | 317 | 280 | 317 |
| Stack height approx. mm | 620 | 600 | 620 | 600 | 620 | 600 | 620 | 600 |
| El. connected load kW | 1.400 | 1.400 | 1.500 | 1.500 | 1.450 | 1.450 | 1.550 | 1.550 |
| Weight approx. kg | 40 | 40 | 55 | 55 | 41 | 41 | 56 | 56 |
| Stainless steel lid | - | • | - | • | - | • | - | • |
| Double-walled | | | | | | | | |
| Lid | • | - | • | - | • | - | • | - |
| made of polycarbonate | | | | | | | | |
| 130 mm high | | | | | | | | |
| Order no. | 89010225 | 89010202 | 89010226 | 89010204 | 89010125 | 89010102 | 89010126 | 89010104 |

Accessories

| | | | | | | | | |
|--|-----------------|---|-----------------|---|-----------------|---|-----------------|---|
| Adjusting rods plastic coated, per tube | • | - | • | - | • | - | • | - |
| Stainless steel lid, Double-walled, Per adjusting tube | 89060103 | - | 89060103 | - | 89060103 | - | 89060103 | - |

All-round bumper

Antistatic tyres ø 125 mm

Galvanised castors ø 125 mm



| Type | RRV-1 | RR-1 | RRV-2 | RR-2 | RRV-1L | RR-1L | RRV-2L | RR-2L |
|----------------------------------|-----------------|-----------------|-----------------|-----------------|-----------------|-----------------|-----------------|-----------------|
| Length mm | 637 | 637 | 980 | 980 | 637 | 637 | 980 | 980 |
| Width mm | 475 | 475 | 475 | 475 | 475 | 475 | 475 | 475 |
| Height mm | 900 | 900 | 900 | 900 | 900 | 900 | 900 | 900 |
| No. of tubes | 1 | 1 | 2 | 2 | 1 | 1 | 2 | 2 |
| Crockery dimensions min. ø mm | 190 | 280 | 190 | 280 | 190 | 280 | 190 | 280 |
| Crockery dimensions max. ø mm | 280 | 317 | 280 | 317 | 280 | 317 | 280 | 317 |
| Stack height approx. mm | 620 | 620 | 620 | 620 | 620 | 620 | 620 | 620 |
| El. connected load kW | – | – | – | – | – | – | – | – |
| Weight approx. kg | 38 | 38 | 44 | 44 | 38 | 38 | 44 | 44 |
| Order no. | 89010425 | 89010402 | 89010426 | 89010404 | 89010325 | 89010302 | 89010326 | 89010304 |

Accessories

| | | | | | | | | |
|--|-----------------|-----------------|-----------------|-----------------|-----------------|-----------------|-----------------|-----------------|
| Adjusting rods plastic coated, per tube | • | – | • | – | • | – | • | – |
| Stainless steel lid, Double-walled, Per adjusting tube | 89060103 | – | 89060103 | – | 89060103 | – | 89060103 | – |
| Stainless steel lid, Double-walled, For tubes 325 mm ø | – | 89060102 | – | 89060102 | – | 89060102 | – | 89060102 |
| Lid made of polycarbonate 130 mm high | 89060109 | – | 89060109 | – | 89060109 | – | 89060109 | – |

All-round bumper

Antistatic tyres ø 125 mm

Galvanised castors ø 125 mm



Ideal for several pieces of crockery: Tubular dispenser, square

Tubular dispenser in stainless steel. Seamlessly deep-drawn base as supporting element. Smooth-running platform, guided by 4 plastic castors, secure against tipping and tilting. Pieces of crockery are centred using corner rails. The dispensing height can be set to stay at the same level by removing or attaching the springs. Available with 1 or 2 tubes. Load capacity per tube 75 kg. Safety pushing handle and 4 corner bumpers. Rustproof castors in acc. with DIN 18867, Part 8. Wheel diameter 125 mm. 2 swivel castors and 2 swivel castors with brake. VDE approved/GS-approved/splash-water protected.

Version H/U = heated: Impact-protected switch elements, extendable spiral cable 2.5 m with earthed socket and blind socket, ON/OFF switch, stepless regulation of thermostat from +30 °C to +110 °C. Carcass with double-walled insulation. Rated voltage: 1N AC 230V 50 Hz. H = static heating, U = circulating air-heating

User-friendly:
Switch elements, spiral cable
and safety pushing handle

Platform solution:
Plates, bowls and cups
can all be stacked.

Practical:
Removable tubes for
servicing and cleaning





Unheated versions

Heated versions

Static heating REH:
Heating element in stainless steel
attached on the side

Circulating air heating REU:
High-performance circulating
air heating.

| Type | RE-1-292 | RE-2-292 | REH-1-292 | REH-2-292 | REU-1-292 | REU-2-292 |
|-----------------------------|-----------------|-----------------|-----------------|-----------------|-----------------|-----------------|
| Length mm | 637 | 975 | 637 | 975 | 637 | 975 |
| Width mm | 475 | 475 | 475 | 475 | 475 | 475 |
| Height mm | 900 | 900 | 900 | 900 | 900 | 900 |
| No. of tubes | 1 | 2 | 1 | 2 | 1 | 2 |
| Crockery dimensions max. mm | 282 x 282 | 282 x 282 | 282 x 282 | 282 x 282 | 282 x 282 | 282 x 282 |
| ø mm | ø 282 | ø 282 | ø 282 | ø 282 | ø 282 | ø 282 |
| Tube dimensions | | | | | | |
| Clearance per tube in mm | 289 x 289 | 289 x 289 | 289 x 289 | 289 x 289 | 289 x 289 | 289 x 289 |
| Stack height approx. in mm | 580 | 580 | 660 | 660 | 660 | 660 |
| El. connected load kW | – | – | 1.450 | 1.550 | 1.450 | 1.550 |
| Weight approx. kg | 28 | 42 | 41 | 56 | 41 | 56 |
| Order no. | 89010412 | 89010416 | 89010212 | 89010216 | 89010112 | 89010116 |

Accessories

| | | | | | | |
|---|---|---|-----------------|-----------------|-----------------|-----------------|
| Lid in polycarbonate (not included in delivery) | – | – | 89060113 | 89060113 | 89060113 | 89060113 |
|---|---|---|-----------------|-----------------|-----------------|-----------------|

Interior cladding

plastic-coated

All-round bumper

Antistatic tyres ø 125 mm

Galvanised castors ø 125 mm

Stainless steel castors ø 125 mm

Stainless steel lid

Single-walled

| | |
|------------------|-----------------|
| Order no. | 89060111 |
|------------------|-----------------|



Universal genius: The exchange dispenser

Exchange dispenser in stainless steel with 1 platform. Load capacity max. 150 kg. Platform safeguarded against tipping and tilting. Dispensing height can be adjusted using the springs. Platform with 18 bore-holes. 6 exchange rods included in standard delivery. Safety pushing handle. 4 corner bumpers. Rustproof castors in accordance with DIN 18867, Part 8. Wheel diameter 125 mm. 2 swivel castors, 2 swivel castors with brake. VDE approved/GS approved/splash-water protected.

Version H/U = heated: Carcass double-walled, insulated, impact-protected switch elements. Spiral cable 2.5 m, ON/OFF switch, blind socket, thermostat regulator +30 °C up to +110 °C. Rated voltage 1N AC 230V 50 Hz.

H = static heating, U = circulating air heating.

Version L = with ventilation slits: for pre-cooling plates etc. in refrigerated or deep-freeze rooms.

Version WE-H-810: shorter length, 2 corner bumpers

Version WE-H-750: extreme shorter length for placement in a corner without protruding
Pushing handle with impact protection, 2 bumpers

Safety:
Sturdy safety pushing handle

Can be used universally:
6 exchange rods can be distributed in 18 bore-holes.

Practical:
Removable tubes for cleaning or servicing





WE



WE-H-750



WE-L

| Type | WE-H | WE-H-750 | WE-H-810 | WE-U | WE | WE-L | WE-QU1/1 | WE-Q1/1 |
|---|-----------------|-----------------|-----------------|-----------------|-----------------|-----------------|-----------------|-----------------|
| Length mm | 980 | 750 | 810 | 980 | 980 | 980 | 860 | 750 |
| Width mm | 475 | 420 | 475 | 475 | 475 | 475 | 690 | 690 |
| Height without insert/ Lid mm | 900 | 900 | 900 | 900 | 900 | 900 | 911 | 911 |
| Tube dimensions clearance mm | 619 x 279 | 590 x 280 | 590 x 280 | 619 x 279 | 619 x 279 | 619 x 279 | 525 x 590 | 525 x 590 |
| Stack height without lid approx. mm | 545 | 545 | 545 | 545 | 560 | 560 | – | 600 |
| Stack height with lid approx. mm | 645 | 645 | 645 | 645 | – | – | 600 | – |
| El. connected load kW | 1.5 | 1.5 | 1.5 | 1.55 | – | – | 1.55 | – |
| Weight kg | 60 | 56 | 56 | 60 | 44 | 44 | 77 | 67 |
| Lid in polycarbonate, 130 mm high | • | • | • | • | – | – | – | – |
| Stainless steel lid 35 mm high | – | – | – | – | – | – | • | – |
| Order no. | 89010221 | 89010222 | 89010223 | 89010121 | 89010421 | 89010321 | 89020108 | 89020212 |

Accessories

| | | | | | | | | |
|--|-----------------|-----------------|-----------------|-----------------|-----------------|-----------------|---|-----------------|
| Lid in polycarbonate, 130 mm high | – | – | – | – | 89060112 | 89060112 | – | – |
| Stainless steel lid, Single-walled, 30 mm high | – | – | – | – | – | – | – | 89070101 |
| Stainless steel lid, Single-walled, 70 mm high | 89060110 | 89060110 | 89060110 | 89060110 | 89060110 | 89060110 | – | – |

All-round bumper (not for the models WE-H-750 and WE-H-810)

Antistatic tyres ø 125 mm

Galvanised castors ø 125 mm



Open solution: The platform dispenser, open

Platform dispenser in stainless steel with one platform. Load capacity max. 300 kg. Safeguarded against tilting and tipping. Dispensing height can be adjusted using springs. Safety pushing handle. 4 corner bumpers. Rustproof castors in accordance with DIN 18867, Part 8. Wheel diameter 125 mm. 2 swivel castors, 2 swivel castors with brake.

Storage:

*Three installed plate tubes
(POK-Q1/1)*

Impact protection:

Impact protection in plastic

All-in-one:

*Tray shelf and
cutlery top (option)*





PO-SV 2/1 with cutlery top



POK-Q1/1

| Type | PO-SV1/1 | PO-SV2/1 | PO-GN2/1 | PO-Q1/1 | PO-TA1/1 | POK-Q1/1 with 3 plate tubes |
|---------------------------|-----------------|-----------------|-----------------|-----------------|-----------------|--------------------------------|
| Length mm | 730 | 1088 | 880 | 730 | 700 | 958 |
| Width mm | 690 | 690 | 690 | 690 | 500 | 690 |
| Height mm | 911 | 911 | 911 | 911 | 911 | 911 |
| Platform dimensions mm | 412 x 555 | 812 x 555 | 662 x 555 | 537 x 555 | 535 x 412 | 537 x 555 |
| Basket/tray dimensions mm | max. 530 x 400 | max. 530 x 800 | max. 530 x 650 | max. 500 x 500 | max. 530 x 400 | max. 500 x 500 |
| Stack height approx. mm | 575 | 575 | 575 | 575 | 575 | 575 |
| Stack height | | | | | | |
| Plate tubes approx. mm | – | – | – | – | – | 520 |
| Tube dimensions | | | | | | |
| Plate tube clearance mm | – | – | – | – | – | 170 x 170 |
| Weight approx. kg | 43 | 53 | 48 | 44 | 38 | 69 |
| Order no. | 89020301 | 89020302 | 89020303 | 89020304 | 89020306 | 89020307 |

Storage capacity (No.) baskets in stainless steel/rilsan steel wire (optional)

| | | | | | | |
|-------------------------------|---|----|----|---|---|---|
| 530 x 400 mm, 85 mm high | 6 | 12 | – | – | 6 | – |
| 530 x 400 mm, 120 mm high | 4 | 8 | – | – | 4 | – |
| 530 x 800 mm, 85 mm high | – | 6 | – | – | – | – |
| 530 x 800 mm, 120 mm high | – | 4 | – | – | – | – |
| 530 x 650 mm, 75 mm high | – | – | 7 | – | – | – |
| 530 x 650 mm, 115 mm high | – | – | 5 | – | – | – |
| 530 x 325 mm, 115 mm high CNS | – | – | 10 | – | – | – |
| 500 x 500 mm, 75 mm high | – | – | – | 7 | – | 7 |
| 500 x 500 mm, 115 mm high | – | – | – | 5 | – | 5 |

Storage capacity (No.) baskets plastic (optional)

| | | | | | | |
|--------------------------|---|---|---|---|---|---|
| 500 x 500 mm, 70 mm high | – | – | – | 8 | – | 8 |
| 500 x 500 mm, 70 mm high | – | – | – | 5 | – | 5 |

with crockery basket top,
41 mm high
(Total height 106 mm)

Accessories

| | | | | | | |
|-------------------------------------|-----------------|-----------------|-----------------|-----------------|---|---|
| Cutlery top with cutlery containers | 89060903 | 89060903 | 89060903 | 89060903 | – | – |
|-------------------------------------|-----------------|-----------------|-----------------|-----------------|---|---|

Tray holder on the side

for stacking trays

for models PO-SV1/1, PO-TA1/1
(details of dishwasher type required)

All-round bumper

Antistatic tyres ø 125 mm

Galvanised castors ø 125 mm



Closed solution:

The platform dispenser closed, also refrigerated

Platform dispenser closed, in stainless steel with one platform. Load capacity max. 300 kg. Safeguarded against tilting and tipping. Dispensing height can be adjusted using springs. Safety pushing handle. 4 corner bumpers. Rustproof castors in accordance with DIN 18867, Part 8. Wheel diameter 125 mm. 2 swivel castors, 2 swivel castors with brake.

Version K = Circulating air-cooled with installed stainless steel lid: Double-walled insulated carcass.

Lid 68 mm high, insulated with seal, can be folded up 90° and fixed into position. Switch elements are impact protected. Spiral cable 2.5 m, ON/OFF switch, blind socket. Cooling range approx. +5 °C to +8 °C (when lid is closed).

Refrigerant R 134a. Rated voltage 1N AC 230V 50 Hz.

*Impact protection:
Corner bumpers in plastic*

*Load-bearer:
Platform with
300 kg load capacity*

*Everything close at hand:
Switch elements, spiral cable
and safety pushing handle*





| Type | PG-GN2/1 | PG-SV2/1 | PG-Q1/1 | PK-Q1/1 | PG-4S | PG-6S |
|--|--------------------|--------------------|--------------------|--------------------|--------------------|--------------------|
| Length mm | 880 | 1040 | 730 | 1164 | 790 | 1090 |
| Width mm | 690 | 690 | 690 | 814 | 690 | 690 |
| Height mm | 911 | 911 | 911 | 945 | 911 | 911 |
| Platform dimensions mm | 535 x 660 | 535 x 810 | 535 x 505 | 535 x 505 | 566 x 566 | 857 x 566 |
| Basket / tray dimensions mm | max. 530 x 650 | max. 530 x 800 | max. 500 x 500 | max. 500 x 500 | – | – |
| Stack height approx. mm | 600 | 600 | 600 | 600 | 600 | 600 |
| El. connected load kW | – | – | – | 0,410 | – | – |
| Refrigeration output Watt at VT -10 °C | – | – | – | 460 | – | – |
| Weight approx. kg | 68 | 65 | 62 | 140 | 57 | 65 |
| Order no. | 89 02 02 01 | 89 02 02 06 | 89 02 02 02 | 89 02 04 01 | 89 02 02 03 | 89 02 02 04 |

Storage capacity (No.) baskets in stainless steel/rilsan steel wire (optional)

| | | | | | | |
|---|---|----|---|---|---|---|
| 530 x 400 mm, 85 mm high | – | 14 | – | – | – | – |
| 530 x 400 mm, 120 mm high | – | 10 | – | – | – | – |
| 530 x 800 mm, 85 mm high | – | 7 | – | – | – | – |
| 530 x 800 mm, 120 mm high | – | 5 | – | – | – | – |
| 530 x 650 mm, 75 mm high | 8 | – | – | – | – | – |
| 530 x 650 mm, 115 mm high | 5 | – | – | – | – | – |
| 500 x 500 mm, 75 mm high | – | – | 8 | 8 | – | – |
| 500 x 500 mm, 115 mm high | – | – | 5 | 5 | – | – |
| 500 x 500 mm, 70 mm high | – | – | 8 | 8 | – | – |
| 500 x 500 mm, 70 mm high with crockery basket top, 41 mm high (Total height 106 mm) | – | – | 5 | 5 | – | – |

Accessories

| | | | | | | |
|-----------------------------|--------------------|--------------------|--------------------|--------------------|--------------------|--------------------|
| Insert tray with slit holes | 89 07 10 02 | 89 07 10 04 | 89 07 10 01 | 89 07 10 01 | – | – |
| Stainless steel lid, low | 89 07 02 01 | 89 07 14 01 | 89 07 01 01 | – | 89 07 03 01 | 89 07 04 01 |
| Stainless steel lid, high | 89 07 02 02 | 89 07 14 02 | 89 07 01 02 | – | 89 07 03 02 | 89 07 04 02 |

All-round bumper

Antistatic tyres ø 125 mm

Galvanised castors ø 125 mm



Hot solution: The platform dispenser, circulating air-heated and the meal tray dispenser, circulating air-heated

*Platform dispenser, closed, in stainless steel with a square platform. Load capacity max. 300 kg. Safeguarded against tipping and tilting. Dispensing height adjustable using springs. Safety pushing handle. 4 corner bumpers. Rustproof castors in accordance with DIN 18867, Part 8. Wheel diameter 125 mm. 2 swivel castors, 2 swivel castors with brake. Double-walled insulated carcass. Switch elements are impact protected, spiral cable 2.5 m, ON/OFF switch, blind socket. Thermostat regulation from +30 °C to +110 °C. Circulating air heating. Rated voltage 1N AC 230V 50 Hz. VDE approved/GS approved/splash-water protected. **Dispenser is not suitable for plastic baskets!** Meal tray stacker version PU-M 2/1: Hinged lid in stainless steel, double-walled insulation, with safety handle, can be folded up. Dispenser is only suitable for stainless steel baskets (without coating)!*

*Quality symbol:
Tip and tilt-proof
platform*

*Everything close at hand:
Switch elements, spiral cable
and pushing handle*

*Impact protection:
Corner bumpers in plastic*





PU-GN 2/1 / PU-GN/SV 1/1



PU-GN2/1



PU-M 2/1

| Type | PU-GN 2/1 | PU-SV 2/1 | PU-Q 1/1 | PU-GN/SV 1/1 | PU-M 2/1 |
|--------------------------------|-----------------|-----------------|-----------------|-----------------|-----------------|
| Length mm | 990 | 1142 | 840 | 740 | 1148 |
| Width mm | 690 | 690 | 690 | 690 | 744 |
| Height mm | 911 | 911 | 911 | 911 | 911 |
| Platform dimensions mm | 535 x 660 | 535 x 810 | 535 x 510 | 535 x 410 | 535 x 660 |
| Basket/tray dimensions mm max. | max. 530 x 650 | max. 530 x 800 | max. 500 x 500 | max. 530 x 400 | max. 530 x 650 |
| Stack height approx. mm | 600 | 600 | 600 | 600 | 600 |
| El. connected load kW | 2.240 | 2.240 | 2.240 | 2.240 | 2.250 |
| Weight approx. kg | 85 | 92 | 72 | 71 | 109 |
| Order no. | 89020103 | 89020102 | 89020104 | 89020101 | 89020107 |

Storage capacity baskets (No.)

in stainless steel/rilsan steel wire (optional)

| | | | | | |
|---------------------------|---|----|---|---|---|
| 530 x 400 mm, 85 mm high | - | 14 | - | 7 | - |
| 530 x 400 mm, 120 mm high | - | 10 | - | 5 | - |
| 530 x 800 mm, 85 mm high | - | 7 | - | - | - |
| 530 x 800 mm, 120 mm high | - | 5 | - | - | - |
| 530 x 650 mm, 75 mm high | 8 | - | - | - | 8 |
| 530 x 650 mm, 115 mm high | 5 | - | - | - | - |
| 500 x 500 mm, 75 mm high | - | - | 8 | - | - |
| 500 x 500 mm, 115 mm high | - | - | 5 | - | - |

Accessories

| | | | | | |
|---|-----------------|-----------------|-----------------|-----------------|---|
| Insert tray with slit perforations | 89071002 | 89071004 | 89071001 | 89071003 | - |
|---|-----------------|-----------------|-----------------|-----------------|---|

| | | | | | |
|---------------------------------|-----------------|-----------------|-----------------|-----------------|---|
| Stainless steel lid high | 89070601 | 89070801 | 89070501 | 89070701 | - |
|---------------------------------|-----------------|-----------------|-----------------|-----------------|---|

All-round bumper

Antistatic tyres ø 125 mm

Galvanised castors ø 125 mm

not for PU-M 2/1

Important!

Plastic baskets are not suitable for heated crockery dispensers.



The name says it all: The ultra dispenser

Ultra dispenser in stainless steel. Load capacity per tube max. 75 kg. Platform is safeguarded against tipping and tilting. Dispensing height adjustable using springs. Safety pushing handle. Carcass double-walled, insulated. 4 corner bumpers. Rustproof castors in accordance with DIN 18867, Part 8. Wheel diameter 125 mm. 2 swivel castors, 2 swivel castors with brake.

Both tubes incl. hinged lid in stainless steel, double-walled, insulated, can be folded up.

Impact protected switch elements, spiral cable 2.5 m, ON/OFF switch, blind socket,

Stepless thermostat regulation from +30 °C to +160 °C. Circulating air heating. Rated voltage 1N AC 230V 50 Hz.

Version REU-PM2-290: Tubes with rails for menu trays, stacked vertically, 4 piles per tube.

*Ultra bowls:
REU-P2-292*

*Operator friendly:
Ergonomic handles
and switch unit*

*Meal trays:
REU-PM2-290*





| Type | REU-P2-292 for heating of heat/ultra bowls | REU-PM2-290 for heating of Rieber menu trays 3-part |
|---|---|--|
| Dimensions L x W x H mm | 1042 x 510 x 915/1010 | 1042 x 510 x 915/1010 |
| No. of tubes | 2 | 2 |
| Ultra bowl ø 255 mm | • | • |
| Heat bowl ø 277 mm | • | – |
| Menu tray 3-part | – | • |
| Stack height mm | 560 | 605 |
| Tube dimensions | 290 x 290 | 290 x 296 |
| Clearance per tube in mm | | |
| Storage capacity | 76 x SJ-255 or 80 x SC-2N-LS | 32 Rieber menu trays 3-part or 84 x SJ-255 |
| Heating time: | | |
| Heat bowls in hours | 2 – 3 from +20 °C to +130 °C | 2 – 3 from +20 °C to +130 °C |
| Menu trays in hours | – | 1,5 from +20 °C to +130 °C |
| El. connected load Watt | 3000 | 3000 |
| Empty weight kg | 79 | 79 |
| Order no. | 89040101 | 89040102 |
| Accessories | | |
| Heat bowl/ultra bowl SJ-255-Ultra-LS ø 255 | 89080141 | 89080141 |
| Heat bowl low SC-2N-LS ø 277 | 89080115 | – |
| Menu tray 3-part with wax filling | – | 89022003 |
| Conversion set per tube for loading with ultra bowls | – | 89062001 |
| All-round bumper | | |
| Antistatic tyres ø 125 mm | | |
| Galvanised castors ø 125 mm | | |

Heat bowl (ultra bowl)

Heat bowl in stainless steel, deep-drawn, matt, unpolished. 2-part, tightly-welded, with heated core capable of storing cooking heat. Heat retention base for plates. Suitable for covering with a bowl cover.



| Type | SJ-255-Ultra-LS | SC-2N-LS |
|--------------------------|-------------------------|--------------------|
| ø x height mm | 255 x 34 | 277 x 38 |
| Stack height mm | 14 | 13 |
| Suitable for plates ø mm | 255 | 277 |
| Soup bowl ø mm | 190 | – |
| Type of bowl cover | plastic/stainless steel | stainless steel |
| Empty weight kg | 0,830 | 1 |
| Order no. | 89 08 01 41 | 89 08 01 15 |

Accessories for SJ-255-Ultra-LS

| Stainless steel bowl cover | Stainless steel bowl cover | Plastic bowl cover |
|---|---|---|
| single-walled, matt, with hole, with groove for soup bowl, ø 265 mm, height 49 mm, weight 410 g | single-walled, polished, with hole, with groove for soup bowl, ø 265 mm, height 49 mm, weight 410 g | Polypropylene PP/C, CFC-free foam-filled for plates ø 255 mm, colour: lilac, ø 258 mm, height 70 mm, weight 230 g |
| Order no. 89 08 01 31 | Order no. 89 08 03 31 | Order no. 89 08 02 12 |
| Stainless steel bowl cover | Stainless steel bowl cover | Plastic bowl cover |
| single-walled, matt, with hole, without groove. ø 265 mm, height 49 mm, weight 410 g | single-walled, polished, with hole, without groove. ø 265 mm, height 49 mm, weight 410 g | Polypropylene PP/C, CFC-free foam-filled for plates ø 255 mm, colour: lilac, ø 258 mm, height 70 mm, weight 230 g |
| Order no. 89 08 01 32 | Order no. 89 08 03 32 | Order no. 89 08 02 32 |

Accessories for SC-2N-LS

| |
|--|
| stainless steel bowl cover, model SC-2 |
| Order no. 89 08 01 13 |

Baskets

Baskets in steel wire,

rilisan. Heat resistant plastic-coated, grey, with corner reinforcements.
Stacking frame ø 6 mm. Grid wire ø 2.5 mm. Mesh width 40 x 25 mm.

| Type | Dimensions L x W x H mm | Weight kg | Order no. |
|---------------------|-------------------------|-----------|-----------------|
| K-SV 1/1-R8 | 530 x 400 x 85 | 1.8 | 89060201 |
| K-SV 1/1-R12 | 530 x 400 x 120 | 2.0 | 89060202 |
| K-SV 2/1-R8 | 530 x 800 x 85 | 2.9 | 89060203 |
| K-SV 2/1-R12 | 530 x 800 x 120 | 3.3 | 89060204 |
| K-GN 2/1-R7 | 530 x 650 x 75 | 2.4 | 89060205 |
| K-GN 2/1-R11 | 530 x 650 x 115 | 2.7 | 89060206 |
| K-Q 1/1-R7 | 500 x 500 x 75 | 2.0 | 89060207 |
| K-Q 1/1-R11 | 500 x 500 x 115 | 2.3 | 89060208 |



Baskets in wire, stainless steel, with corner reinforcements

Stacking frame ø 6 mm. Grid wire ø 2.5 mm. Mesh width 40 x 25 mm.

| Type | Dimensions L x W x H mm | Weight kg | Order no. |
|---------------------|-------------------------|-----------|-----------------|
| K-SV 1/1-C8 | 530 x 400 x 85 | 1.7 | 89060301 |
| K-SV 1/1-C12 | 530 x 400 x 120 | 1.9 | 89060302 |
| K-SV 2/1-C8 | 530 x 800 x 85 | 2.8 | 89060303 |
| K-SV 2/1-C12 | 530 x 800 x 120 | 3.2 | 89060304 |
| K-GN 2/1-C7 | 530 x 650 x 75 | 2.3 | 89060305 |
| K-GN 2/1-C11 | 530 x 650 x 115 | 2.6 | 89060306 |
| K-Q 1/1-C7 | 500 x 500 x 75 | 1.9 | 89060307 |
| K-Q 1/1-C11 | 500 x 500 x 115 | 2.2 | 89060308 |
| K-GN 1/1-C11 | 530 x 325 x 115 | 1.7 | 89060311 |



Plastic baskets, normal dishwasher quality. Tight mesh.

Plastic baskets are not suitable for heated crockery dispensers !

| Type | Dimensions L x W x H mm | Weight kg | Order no. |
|---------------------|-------------------------|-----------|-----------------|
| K-Q 1/1-K7-E | 500 x 500 x 70 | 1.7 | 89060401 |
| K-Q 1/1-K7-W | 500 x 500 x 70 | 1.4 | 89060404 |
| K-Q 1/1-K4 | 500 x 500 x 41 | 0.36 | 89060405 |



Accessories

Crockery basket top in plastic. Ring-shaped, without base, for placing on plastic baskets to increase useful height.

Not suitable for heated crockery dispensers.





Hungry for more? We're happy to help.

***Hungry for more?
We're happy to help.***

Germany

Rieber GmbH & Co. KG
Hoffmannstraße 44
D-72770 Reutlingen
Fon [0 71 21] 5 18-0
Fax [0 71 21] 5 18-3 02
E-Mail: info@rieber.de
www.rieber.de

Austria

Rieber + Grohmann GesmbH.
Seybelgasse 13
A-1230 Wien
Fon [01] 8 65 15 10
Fax [01] 8 65 15 10 -10
E-Mail: office@at.rieber.de
www.rieber.de

Switzerland

Rieber ag
Handelszentrum Schöntal
Rorschacher Strasse
Postfach 118
CH-9402 Mörschwil
Fon [0 71] 868 93 93
Fax [0 71] 866 27 37
E-Mail: mail@rieber.ch
www.rieber.ch

Great Britain

BGL-Rieber Ltd.
Unit 6 Lancaster Park
Industrial Estate, Bowerhill,
Melksham
GB-Wiltshire SN12 6TT
Fon [0 12 25] 70 44 70
Fax [0 12 25] 70 59 27
E-Mail: bgl.melksham@ic24.net
www.rieber.de

The Netherlands

Rieber Benelux B.V.
»Kantorenhuis«
Schipholweg 76
NL-2316 XD Leiden
Fon [0 71] 5 23 01 70
Fax [0 71] 5 23 45 80
E-Mail: jerry.hol@nl.rieber.de
www.rieber.de

France

Rieber SARL
8, rue du Périgord
B.P. 37
F-68272 Wittenheim Cedex
Fon [03] 89 62 50 60
Fax [03] 89 57 17 94
E-Mail: robert.schlecht@fr.rieber.de
www.rieber.de

Poland

Gastromedia Sp.z o.o.
ul. Sobocka 19
PL-01-684 Warszawa
Fon [0 22] 8 33 87 07
Fax [0 22] 8 33 87 22
E-Mail: gastro@gastromedia.pl
www.gastromedia.pl

The Czech Republic

Rieber spol s.r.o.
Velkokuchyňská zařízení
Hradecká 3/2526
CZ-131 00 Praha 3 - Vinohrady
Fon [02] 72 73 14 43
Fax [02] 72 73 14 44
E-Mail: rieber@rieber.cz
www.rieber.cz


Tanake S.A.
ul. Puławska 426
PL-02-884 Warszawa
Fon [0 22] 3 36 90 00
Fax [0 22] 3 36 90 09
E-Mail: tanake@tanake.com.pl
www.tanake.com.pl



Ask for our brochure
about in-house food
distribution ...



... or about our banquet
trolley ...



... or about our Thermoports®
of the 2-★ and 3-★★★ category.

Rieber

[the right solution]